



*Atlas zu den Abhandlungen der  
Königlich Preussischen ...*  
Preussische Geologische Landesanstalt

THE LIBRARY  
OF THE



CLASS. G55+31  
NO. 4735 a

**Atlas**  
von  
**Abhandlungen**  
in  
**Königlich Preussischen**  
**Geologischen Landesanstalt.**

**Wienner Beiträge**  
Bd. 4.

1842/3

Im Verlage der K. K. Hof- und Staatsdruckerei, in der Buchhandlung v.  
1842



**Atlas**

der einseitig Tafeln

zur Abbildung

**Robert Gampert:**

# **Die Flora**

**des Beraunsteins und anderer fossiler Harze  
des ostpreussischen Tertiars.**

(Mit 12 Tafeln, 53 Figuren, 10 Texttafeln.)

Verlag von

**Richard Kluge**

in Leipzig.

Erweiterte Ausgabe

1904

der **STADT-ANZEIGEN-UND-VERLAGS-ANSTALT**

1904 15

Die Tafeln für die Flora sind durch den Verlag Richard Kluge, 11. u. 12. Buchstrasse in

1904

1904

Figure 11.2: The structure of the human eye.





A. *Asperula cynosuroides*

B.

C. *Asperula cynosuroides*



Plate 1

*Bhaerohis elegans*





Das Boot

Das Boot

PLATE 1. *Chrysops flavus* (Hymenoptera)

1971



PLATE 1

PLATE 1



Fig. 1-20

Scapulari Flora Antiqua

*E. Kirilov. Casparys Flora inclusera Bonn.*

*Hydrocotyle glabra* (L.) Lamour. (No. 1042)

1042



*Hydrocotyle glabra*

*Hydrocotyle glabra*



Рис. 11

Сбор. 1934 г.

*B. Eitner: Caspary's Herbarium-Flora*

Herbarium Caspary's Herbarium-Flora, No. 100.

100



Herbarium

Caspary's Herbarium-Flora

*Digitized by Google*

Handbook of Plant Anatomy (1912)



Handbook of Plant Anatomy

*Urtica dioica* L. (Nettle)

Illustration of the plant and its parts.

188



Urtica dioica

Urtica dioica



**8. Biotin - Coccynid Flare Anterior Bases**

Abundance increasing anteriorly (left to right)

1076



Plate 10

AMERICAN MUSEUM OF NATURAL HISTORY

**B. Kites. Casaghi Flora Northern Zone**

Handing Casaghi Flora Northern Zone


1911



1000000000

1000000000





Pl. 10

Pl. 10

## B. Kibbe : Cuzcoya Flora Inédita Serie

Mostrando [10](#) de [10](#) imágenes de [10](#) imágenes

de 100



100000000

100000000



**R. Rafter: *Campanula trachelium* Benth.**

Illustration of *Campanula trachelium* Benth.

1888



FIGURE 1

PLANT OF THE YEAR




Figure 1

Figure 1 (continued)





Figures 1-11.

Figures 12-27.

Illustrations of various botanical specimens, likely related to the *Compositae* family, showing different parts of the plant or flower structure.

1888



Figure 10

Figure 11

**B.3.3.3.1: Caspary's Plate, Inverted Beta**

and 100 $\times$  magnification (see fig. 14.1)

14.20



1000 $\times$  magnification

1000 $\times$  magnification



Illustration Geopelia (continued) for 1972

1972



1972

1972

## B. Buds - Conspicuous Flats between Sides.

Wooding, *Conspicuous Flats between Sides*

1852



1852

1852



Figure 10

Figure 11



Plate 10


Amphilecton and Amphilecton



## B. Blühe: Casseopie Fliese zwischen Blüte

Blüte (1) und Blüte (2) (2) (1)

Blüte (1)



Blüte (1)

Blüte (2)

## B. Other Campylobacter Isolates

Micrographs are arranged in order of

size



Micrograph No.

Micrograph No.

Fig. 1. *Geographische Zeitschrift* 166 (2012) 103–116



Fig. 2. *Geographische Zeitschrift* 166 (2012) 103–116

Fig. 3. *Geographische Zeitschrift* 166 (2012) 103–116





